

On the worst case trajectories of microwave links above Belgium

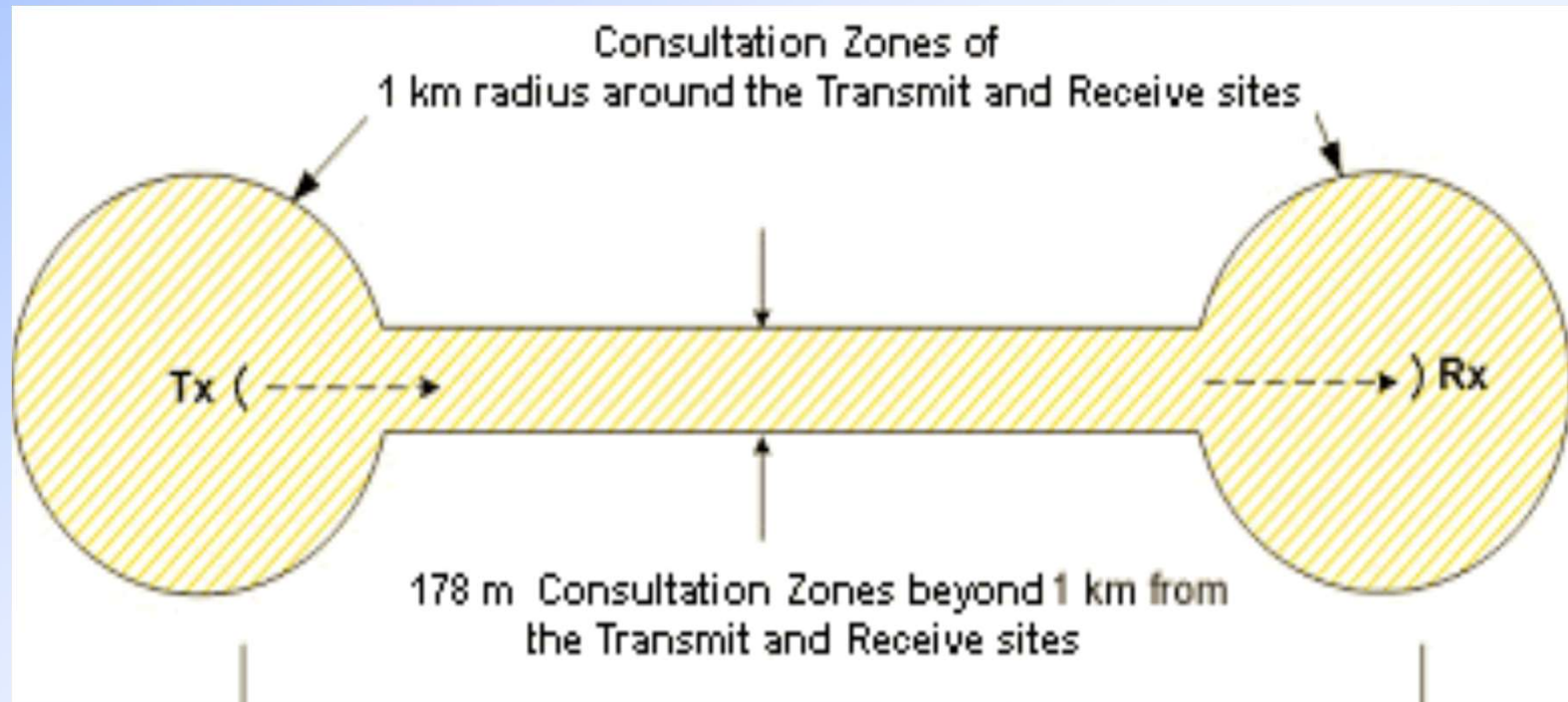
- Prof. dr. ir. Emmanuel H. Van Lil
KU Leuven, div. ESAT/TELEMIC
- Kasteelpark Arenberg, 10; Bus 2444; B-3001 Leuven-Heverlee; Belgium
- Web site:
[http://www.ESAT.KULeuvenBe/Telemic\(/Propagation\)](http://www.ESAT.KULeuvenBe/Telemic(/Propagation))
- E-mail: Emmanuel.VanLil@ESAT.KULeuven.Be
- dr. Roeland Van Malderen
Royal Meteorological Institute
- Ringlaan, 3; B-1180 Ukkel, Belgium
- E-mail: Roeland.Vanmalderen@Meteo.Be
- Presentation for URSI AT-RASC 2018, Gran Canaria, Spain

Outline

- Introduction: Consultation zones for microwave links
- Propagation theory & links in the presence of wind turbines
- Meteorological measurements
- Determination of extreme propagation conditions
- Application to microwave links in the presence of wind turbines in extreme propagation conditions
- Conclusions

Consultation zones for microwave links

- Horizontal projection free of obstacles



- Width is usually 3 times the width of the MAXIMAL first Fresnel ellipsoid.

Extent of the Fresnel ellipsoids

- In practice, the fields are only slightly disturbed when the path difference is larger than $\lambda/2$. The locus of the points from the phase centers of the antennas is the first Fresnel ellipsoid.
- The general expression of the n^{th} order ellipsoid can be found analytically

$$b_n = \frac{\sqrt{A_n(A_n + 2d_1d_2)}}{d_1 + d_2 + n\lambda/2}$$

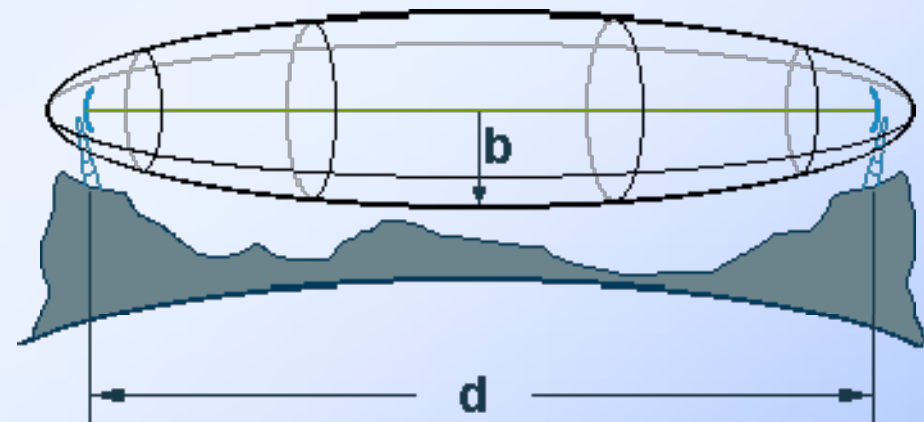
$$A_n = n\lambda(n\lambda/4 + d_1 + d_2)/2$$

- It is usually approximated by:

$$b_n = \sqrt{n\lambda d_1 d_2 / (d_1 + d_2)} = \sqrt{n\lambda l}$$

- The maximum is in the middle

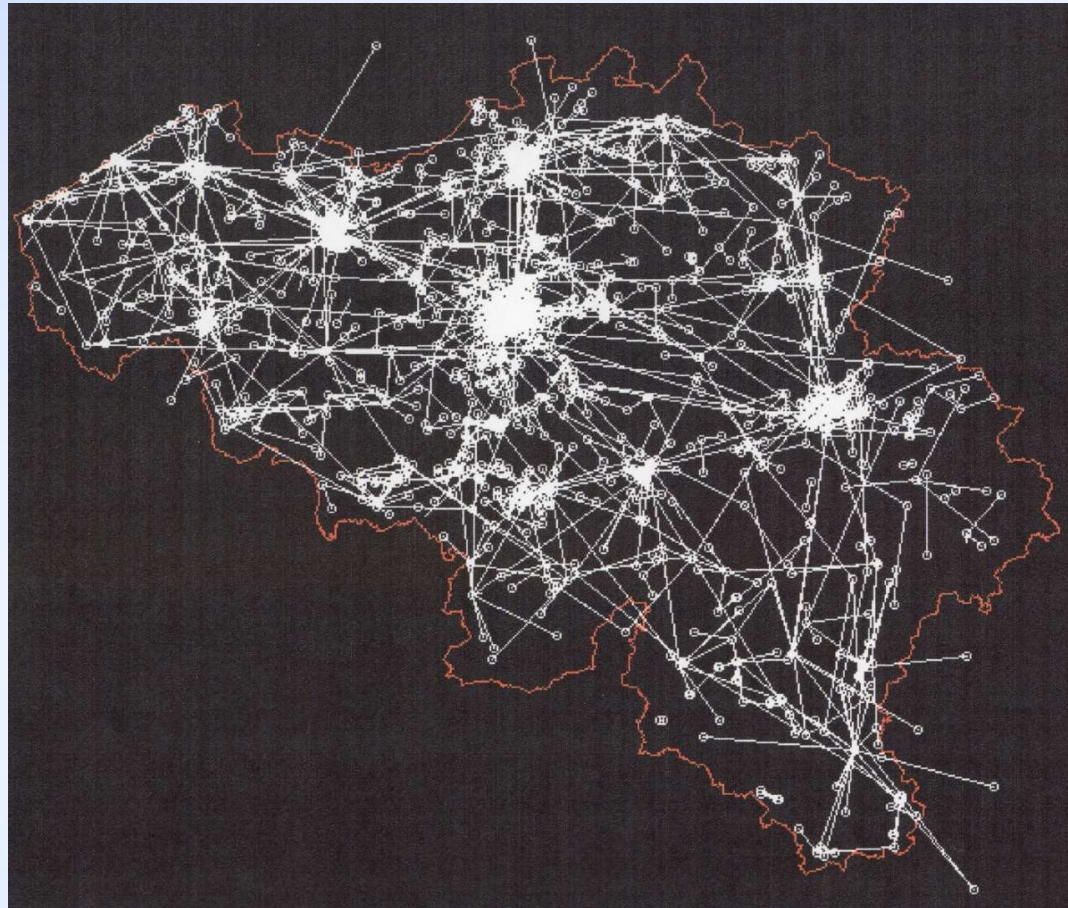
$$b_{n\max} = \frac{\sqrt{n\lambda(n\lambda/4 + d)}}{2}$$



$$d = d_1 + d_2$$

Consultation zones for microwave links

- Becomes difficult in a heavily populated country like Belgium (2004 map)

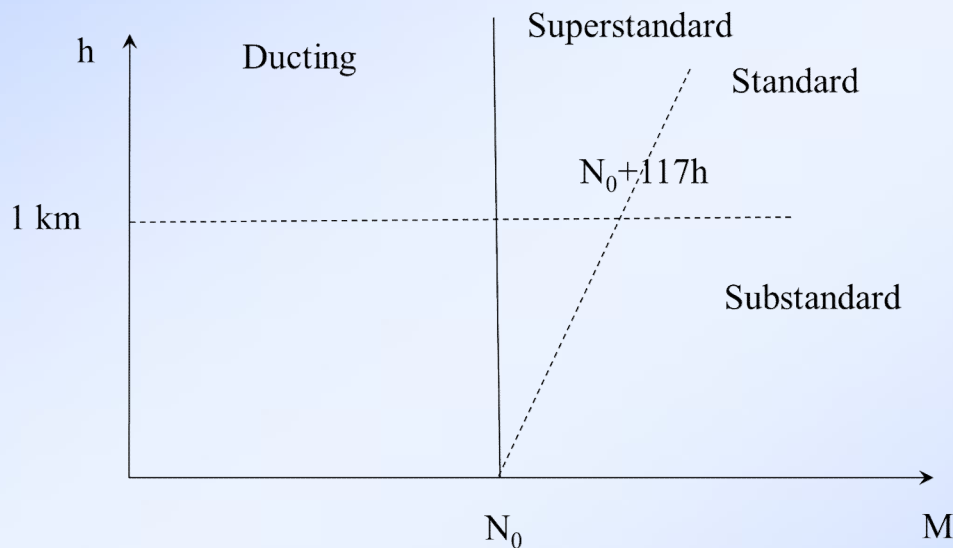


Propagation theory

- Path depends only on refraction index. This depends on meteorological data (ITU-R, recommendation P.453-11)


$$n = 1 + 77.6 * 10^{-6} / T [p - 0.072e + 4810e / T]$$

$$N = (n - 1) * 1000000 \quad M = N + 157h$$



Refraction index also important in metrology

- The metre, symbol m, is the SI unit of length. It is defined by taking the fixed numerical value of the speed of light in vacuum c to be 299792458 when expressed in the unit $\text{m}\cdot\text{s}^{-1}$, where the second is defined in terms of the caesium frequency $\Delta\nu_{\text{Cs}}$
- Measurements in air (interferometer) should be corrected
- Picture = distance measuring equipment at the SMD (Belgian “Bureau of Standards”)



Engineering solution

- Use a fictitious straight line and bend the earth depending on propagation conditions with an equivalent earth radius

$$\frac{1}{R_{eq}} = \cos(\psi) \left(\frac{dn}{ndh} + \frac{1}{R_a + h} \right)$$

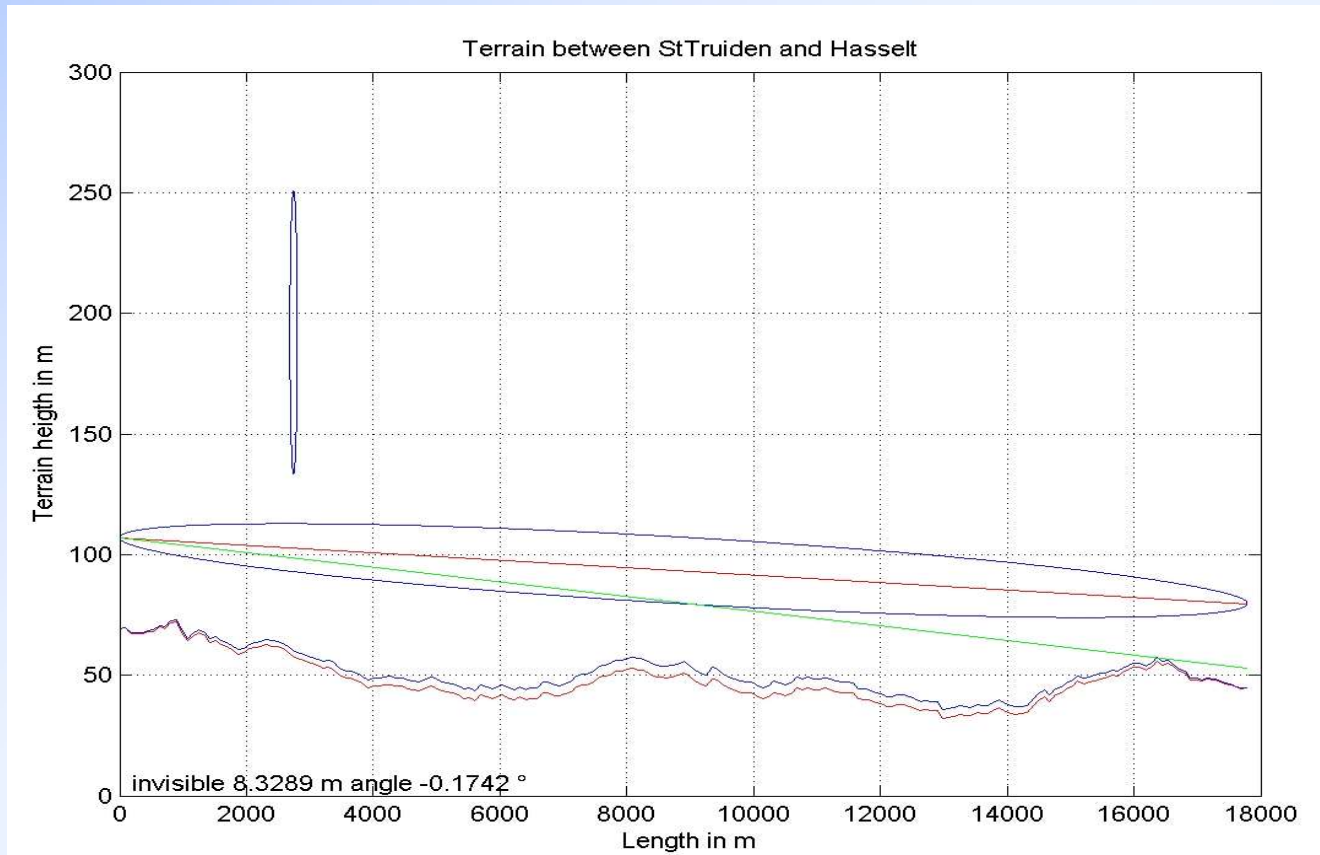
- For a terrestrial link $h \ll R_a$ and $\psi \approx 0$, so that

$$K = R_{eq} / R_a \cong 1 / \left[1 + R_a / n \left(\frac{dn}{dh} \right) \right]$$

- For the standard atmosphere $K=4/3$ since $n \approx 1$, $dn/dh \approx -0.0039 * 10^{-6}$ and $R_a \approx 6378137$ m in the WGS84 ellipsoid.

Link in the presence of a wind turbine

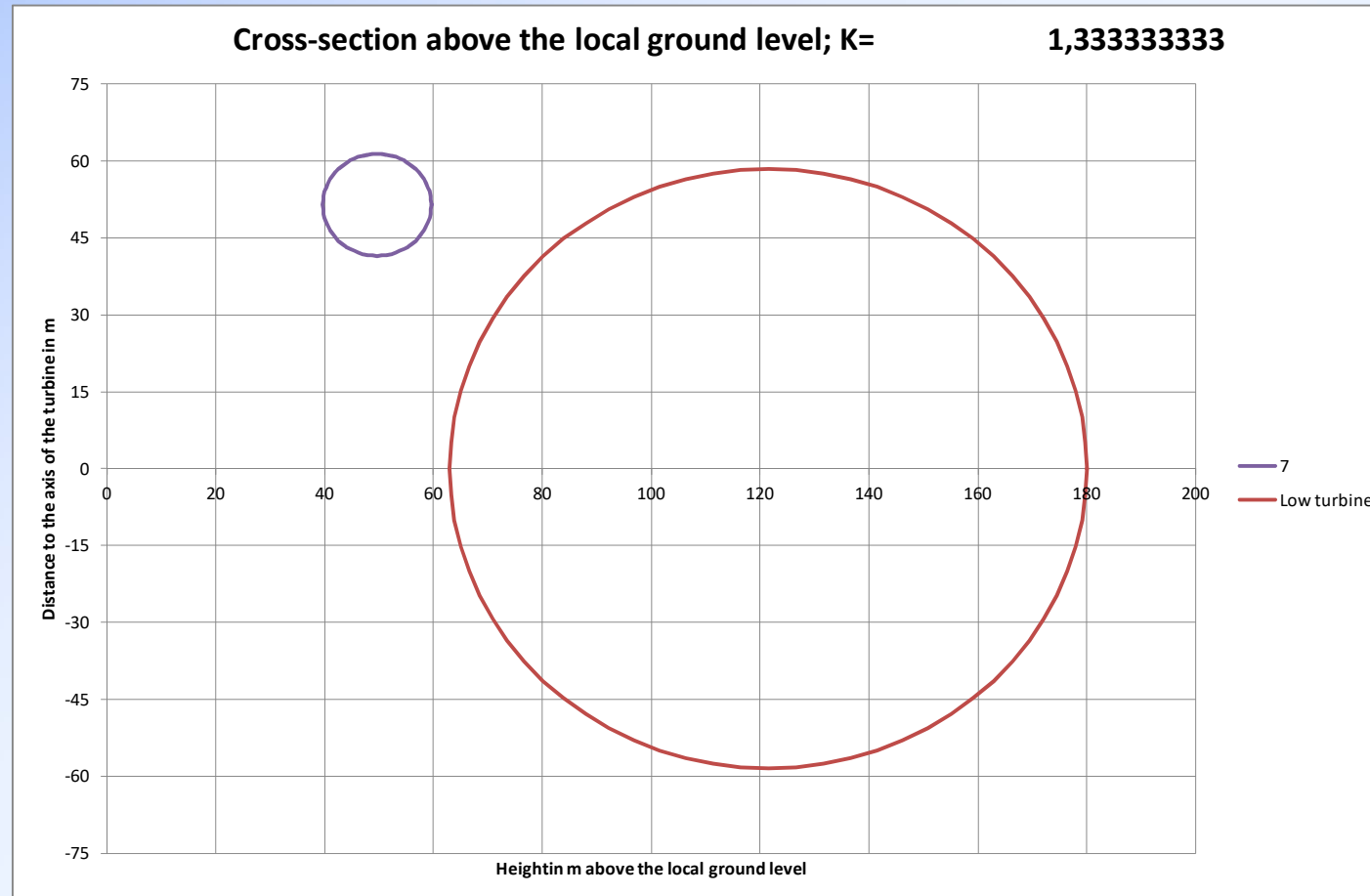
- With terrain data from the Shuttle Radar Topography Mission



- No spatial interference in the standard atmosphere

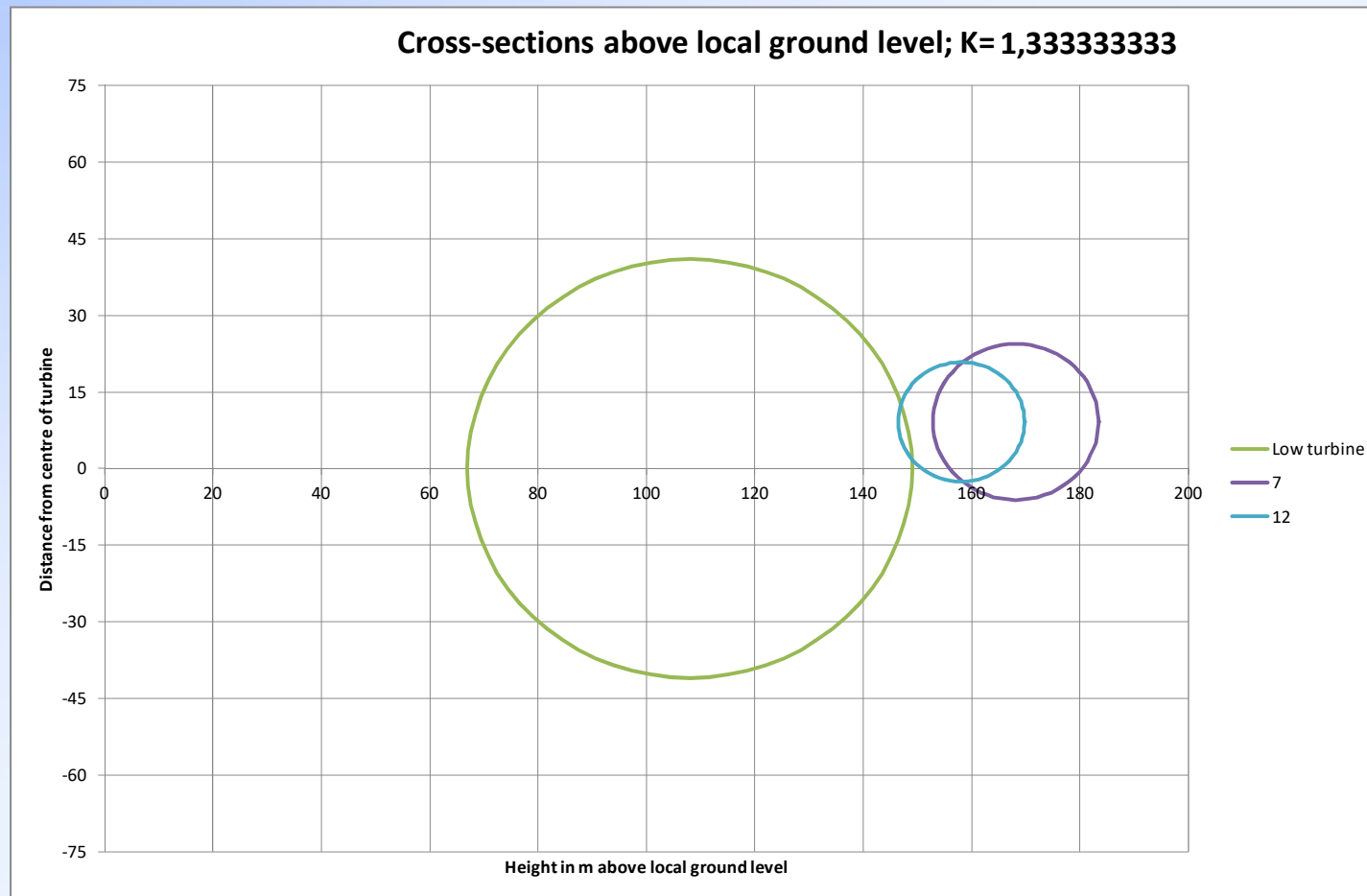
Links in the presence of a wind turbine

- Cross section OK in normal propagation circumstances



Links in the presence of a wind turbine

- Cross sections OK in normal propagation circumstances



Meteorological measurements

- Regularly (till 2003 twice daily, since 2003 3x per week) a weather balloon is launched. It records all needed variables in function of the altitude h above the local ground level at the headquarters of the Royal Meteorological Institute



Determination of extreme propagation conditions

- We have to compute not only n , but also dn/dh

$$\frac{dn}{dh} = 77.6 * 10^{-6} \left[\frac{dp}{dh} + (4810/T - 0.072) \frac{de}{dh} - (p - 0.072e + 9620e/T) / T \frac{dT}{dh} \right] / T$$

- Based on balloon data between January, 1, 1968 and December, 23, 2016, the following extreme values have been found:

Variable	Dimension	Minimum	Maximum
T_s	K	256.050	307.150
P_s	hPa	946.000	1110.400
e_s	hPa	0.278	29.941
$dT/dh < 200$	K/m	-0.107	0.060
$dp/dh < 200$	hPa/m	-0.403	-0.107
$de/dh < 200$	hPa/m	-0.105	0.050

Determination of extreme propagation conditions

- The refractivity $N=(n-1)*10^6$ varies between

$$N_{\max} = 77.6 / T_{\min} \left[p_{\max} - (0.072 + 4810 / T_{\min}) e_{\max} \right]$$

- and

$$N_{\min} = 77.6 / T_{\max} \left[p_{\min} - (0.072 + 4810 / T_{\max}) e_{\min} \right]$$

- or between 77.7 and 506.3
- The 3 terms in dn/dh are

$$\frac{dn}{dh} = ct_1 \frac{dp}{dh} + ct_2 \frac{de}{dh} + ct_3 \frac{dT}{dh} = t_1 + t_2 + t_3$$

Determination of extreme propagation conditions

- The coefficient first term varies between $0.253 \cdot 10^{-6}$ and $0.303 \cdot 10^{-6}$ [1/hPa]

$$ct_{1,\max} = 77.6 \cdot 10^{-6} / T_{\min}$$

- The coefficient of the second term varies between $3.938 \cdot 10^{-6}$ and $5.671 \cdot 10^{-6}$ [1/hPa]

$$ct_{2,\max} = 77.6 \cdot 10^{-6} (4810 / T_{\min} - 0.072) / T_{\min}$$

- The coefficient of the third term varies between

$$ct_{3,\min} = -77.6 \cdot 10^{-6} [p_{\max} + (9620 / T_{\min} - 0.072)e_{\max}] / T_{\min}^2$$

Determination of extreme propagation conditions

- So, dn/dh varies between $-0.876 \cdot 10^{-6}$ and $0.539 \cdot 10^{-6}$ [1/m]
- This allows us to compute the extreme values of K
- They are between

$$K_{\max} \cong 1 / \left[1 + R_a / n_{\min} \left(\frac{dn}{dh} \right)_{\min} \right]$$

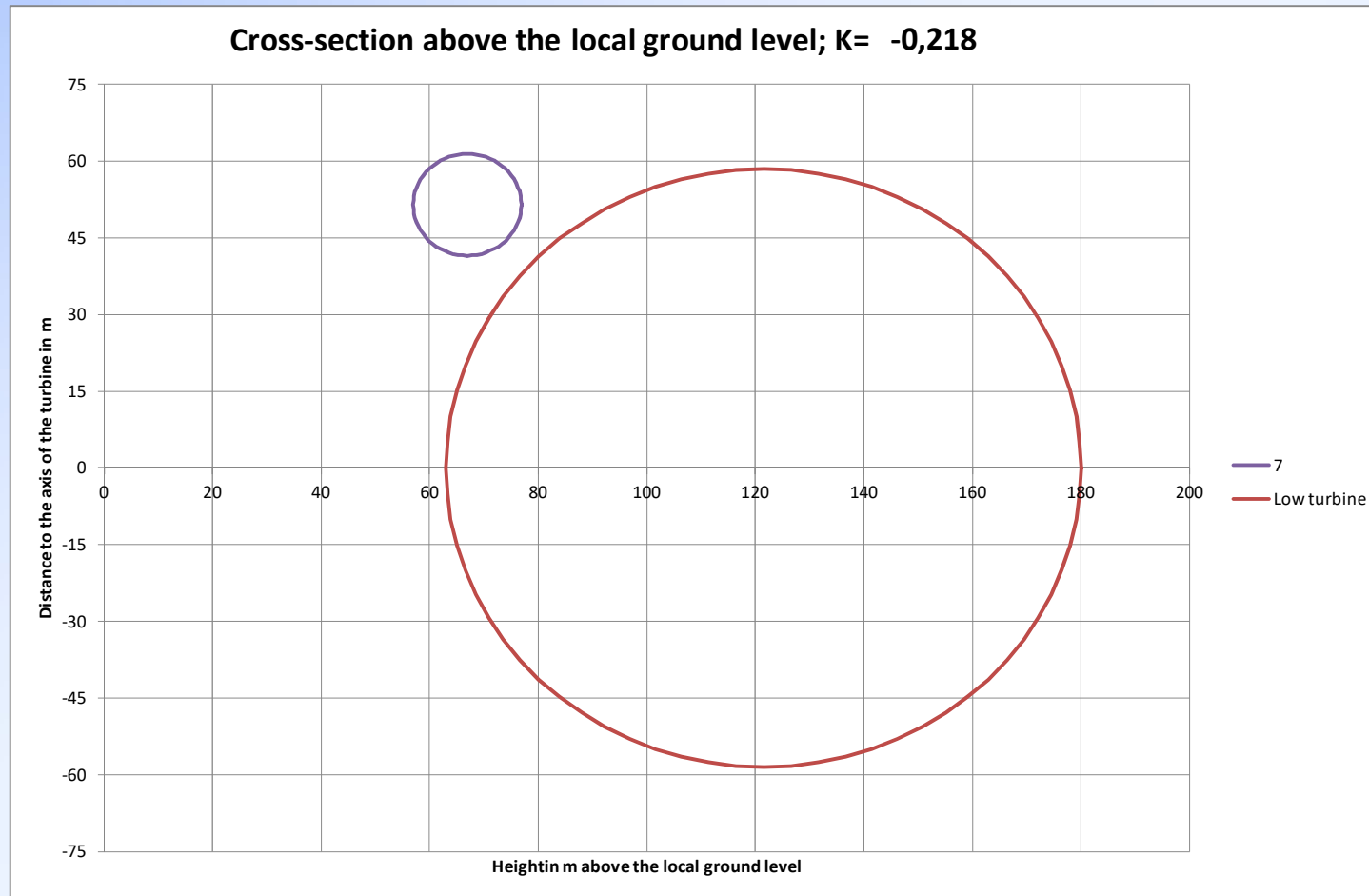
and

$$K_{\min} \cong 1 / \left[1 + R_a / n_{\min} \left(\frac{dn}{dh} \right)_{\max} \right]$$

- So, $K \leq -0.218$ or $K \geq 0.225$

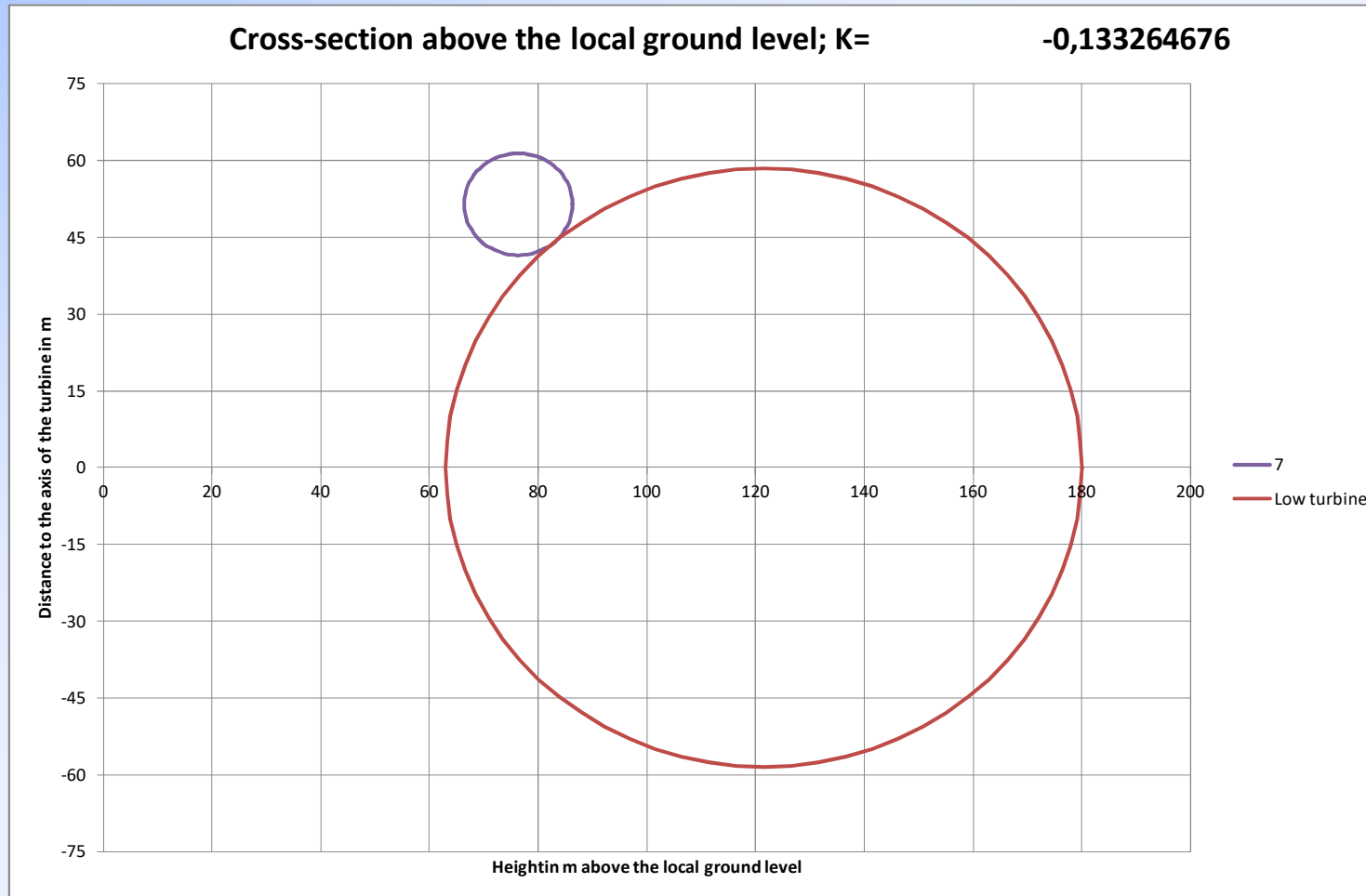
Links in the presence of a wind turbine

- Cross section of first link also OK in extreme propagation



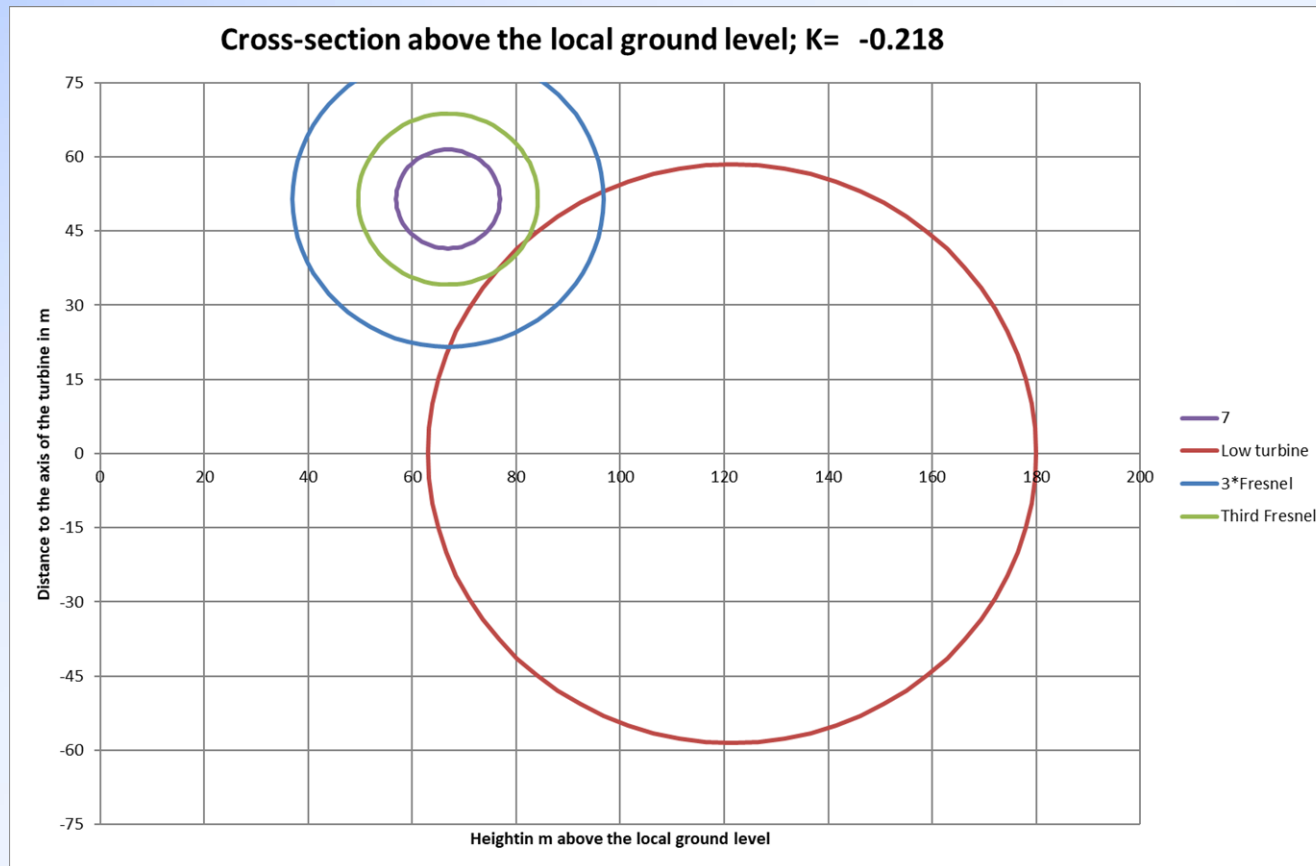
Links in the presence of a wind turbine

- Propagation might even be more extreme (up to $K=-0.1332$)



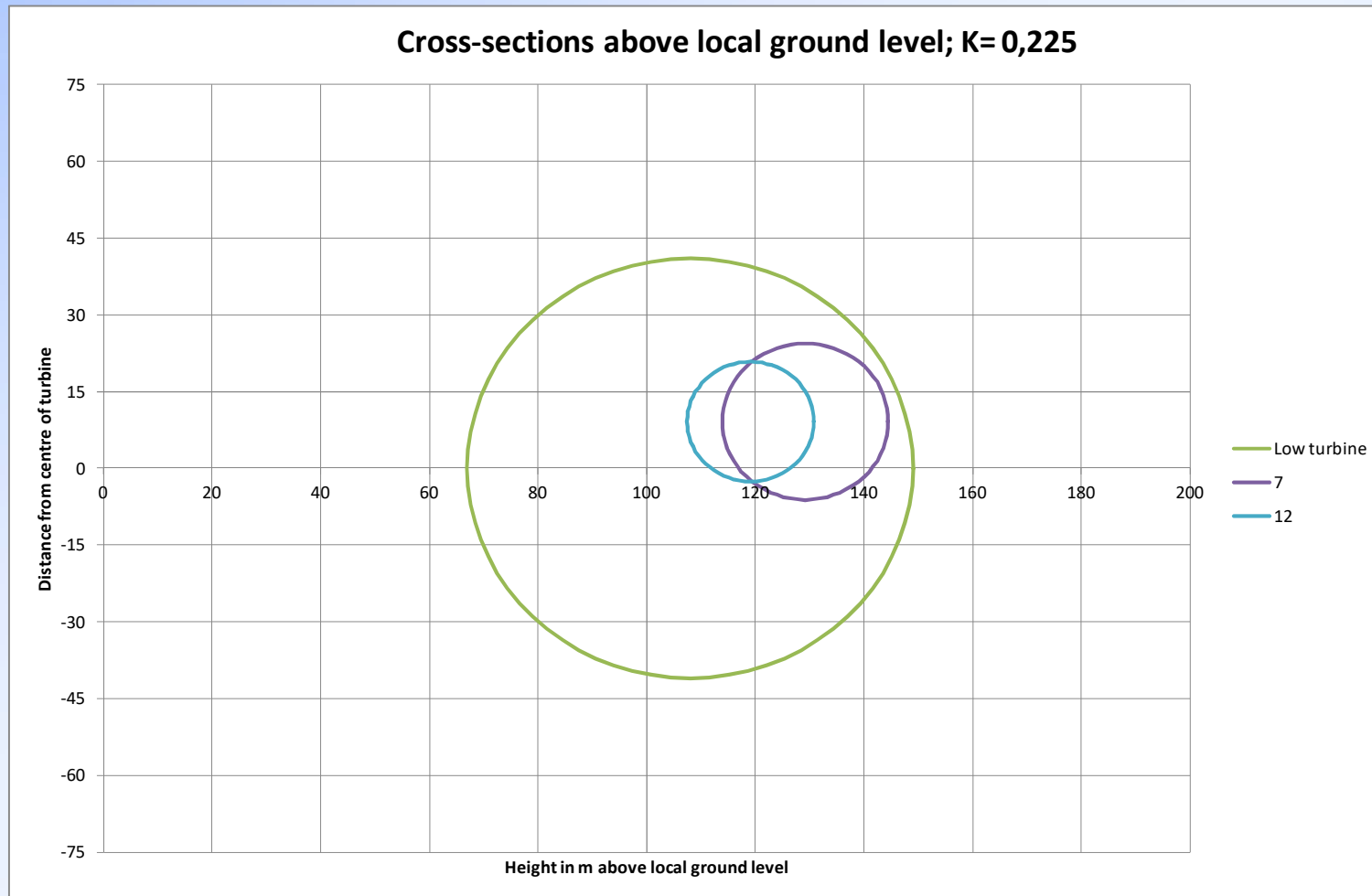
Links in the presence of a wind turbine

- Also the more stringent requirements might be fulfilled (third Fresnel ellipsoid but not 3x the first ellipsoid)



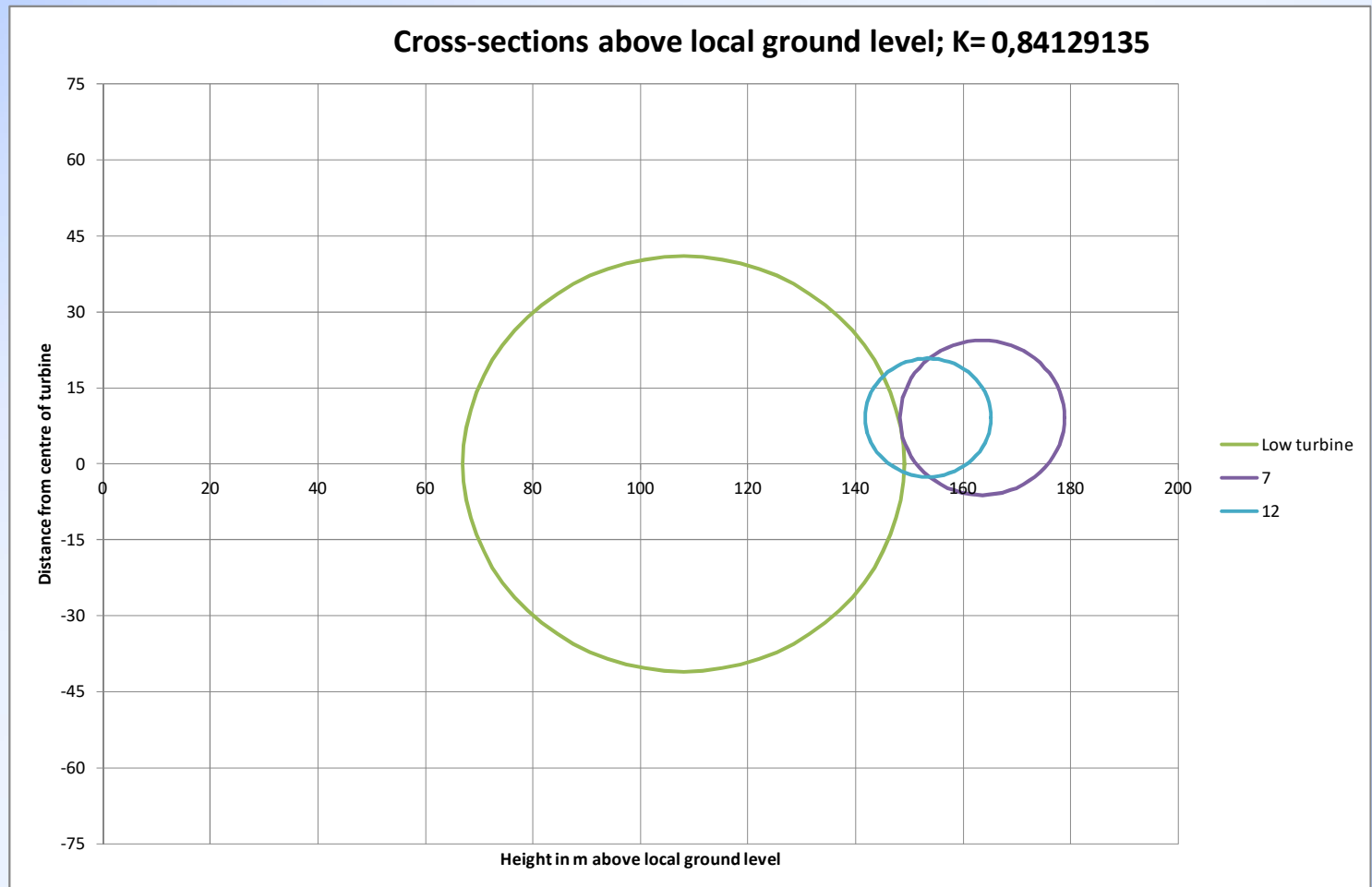
Links in the presence of a wind turbine

- Second link not OK any more in extreme propagation



Links in the presence of a wind turbine

- Only up to $K=0.8413$ could be allowed for the second link, not lower.



Conclusions

- Analysis of the worst case behaviour of microwave links for Belgian meteorological conditions are investigated.
- This should allow to predict more accurately the effects of obstacles like wind turbines on existing microwave links.
- The examples are computed for a company wanting to install new wind turbines.
- Thank you. Questions?

